


The Compact Type from MANNTECH - Netherlands round out the product range of Building Maintenance Units (BMUs) with this high-quality and economic type unit for buildings with simple building geometry. They consist of low-maintenance, durable and fully equipped building maintenance units.

Like all larger BMU models from MANNTECH - Germany that perform their function reliably and safely over decades, the MANNTECH Compact type also shows its capabilities and strengths. One example is its unique large traversing wheels to allow safe and durable use on uneven and soiled concrete runways or on free laid tracks

MANNTECH Compact types are designed and certified according to EN 1808.

Standard Equipment

- Track gauge 1200 mm
- On extra-large synthetic wheels for concrete runways or for tracks
- Outreach min. 1500 mm / max. 3100 mm
- Aluminum platform size max.: 2500x600x1000 mm (L x W x H)
- Height coverage: 43 m
- Type of hoist: wire rope drum hoist 4 x Ø 7.0 mm
- Electro-powered traversing
- Electro-powered main slewing (350 °)
- Electro-powered hoist and descend unit on roof car
- Min. passageway 2100 mm
- Hot-dip galvanized
- Platform and hoist cover painted in RAL 7035
- Counter weight in concrete painted in RAL 7035

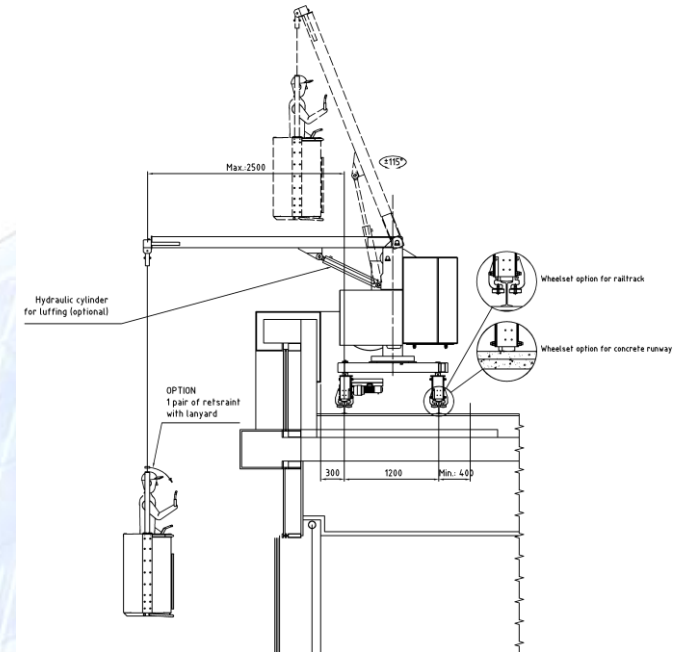


Control System

- Control panel on trolley (with joysticks) and on platform
- End switch at slewing ring
- End switch traversing
- Key switch selector: roof car / platform / parking
- Power on indicator light
- Emergency stop buttons on roof car and platform
- 24V DC control circuit
- Automatic circuit breaker
- Phase sequence relay
- Overload and slack cable devices in platform
- Power supply cable with safety tension switch

Optional

- Luffing system (electro-hydraulic) for variable outreach
- Platform guidance: 1 pair restraint anchors with lanyards and 1 auto-stop
- Version for tracks or concrete runway



Technical Details:

Self-weight - all equipment included (without safe working load)	:	3500 kg
Max. wheel pressure	:	22,44 kN
Max. number of operators	:	2
Rated working load	:	240 kg
Standard power supply	:	380 - 415 3 Ph - 50 Hz -3 KVA
Electric supply cable	:	yes (20 m) with tension switch
Traversing speed	:	±13 m / min
Lifting speed (about)	:	±14 m / min
Slewing speed	:	± 5 m / min.






MANNTECH Gevelinstallaties B.V.
Distriboulevard 1a - Haven nr. 552
4761 RZ Zevenbergen
Netherlands
Tel.: +31 (0)168 38 95 00
Fax: +31 (0)168 38 95 01
Mail: manntech@manntech.org
Web.: <http://www.manntech.nl>

Building Maintenance Systems
manntech

BUILDING MAINTENANCE SYSTEMS

Compact Type for tracks or concrete runway



**Serving the world's rooftops with over
8000 Building Maintenance Systems**

**Serving the world's rooftops with over
8000 Building Maintenance Systems**

